



SOLT I Indonesian Module 3 Lesson 1

Student Manual

Food and Drink

DEFENSE LANGUAGE INSTITUTE
FOREIGN LANGUAGE CENTER





More DLI courses on LiveLingua - Online Language School

More DLI courses on LiveLingua - Online Language School

In this lesson you will learn about different types of foods, typical foods, shopping for food as well as social courtesies at the dinner table in Indonesia. Here is the outline for Module 3 Lesson 1:

Offer Food and Drink

- Plan a dinner party
- Invite somebody for dinner at your house
- Plan a picnic
- Compare different types of food in the US and Indonesia
- Talk about table manners in Indonesia

Discuss Quality and Quantity of Food Items

- Specify meal times for breakfast, lunch and dinner
- Discuss dishes and utensils

Order a Meal in a Restaurant

- Talk about the variety of ethnic dishes
- Identify food items and beverages
- Make a restaurant reservation
- Read items on the menu
- Ask about items in the menu
- Talk about cafeteria food and fast food

Shop for Goods/Services

- Plan a grocery list
- Shop for groceries
- Purchase fuel
- Purchase water
- Purchase personal items
- Purchase wood for construction
- Purchase items at the butcher shop, a bakery, a grocery store, an open-air market, and a supermarket

More DLI courses on LiveLingua - Online Language School

TIP OF THE DAY

Most of the time, Indonesian restaurants, eating places as well as packaged foods have the word *halal* as part of the logo or menu. The term indicates that Moslems are allowed to eat the food. *Halal* is derived from Arabic, meaning "allowed" or "permitted" according to the law of the religion. Some examples of foods which are considered not *halal* (i.e. *haram*) for Indonesian Moslems are those that come from animals killed in the name other than of *Allah* (God), *daging babi* (pork) and *kodok/katak* (frog meat).

Offer Food and Drink

Dialogue A (Pair Work)

Your instructor will model the following dialogue for you. Then practice the conversation with your classmates.

Tuti: Halo, Susi. Apa kabar?	Tuti: Hello Susi. How are you?
Susi: Baik- baik saja. Apa kabar Tuti?	Susi: Fine. How are you Tuti?
T: Apa kamu ada acara hari Jumat malam nanti?	T: Do you have plans for next Friday night?
S: Tidak ada acara.	S: No plans.
T: Wah kebetulan sekali, karena saya ingin mengundang kamu makan malam di rumahku.	T: That is such a great coincidence, because I want to invite you for dinner at my house.
S: Baiklah! Ada acara spesial apa, nih?	S: Sure! What is the special occasion?
T: Orang tua saya ulang tahun perkawinan yang ke-25.	T: My parents will celebrate their 25 years of marriage.
S: Jam berapa saya harus tiba di sana?	S: What time do I have to be there?
T: Pestanya mulai sekitar jam 7:30 malam.	T: The party will start around 7:30 pm.
S: Baiklah, saya akan datang sekitar pukul 7:30 malam.	S: Sure, I will come around 7:30 pm.
T: Sampai nanti, Susi.	T: Until later, Susi.

Exercise 1 (Class Work)

Answer the following questions based on the above conversation.

1. Siapakah yang diundang pesta ulang tahun perkawinan?
2. Di manakah pesta ulang tahun akan diadakan?
3. Kapan pestanya akan diadakan?
4. Jam berapakah pestanya dimulai?

More DLI courses on LiveLingua - Online Language School

Exercise 2 (Pair Work)

Prepare a verbal invitation for your partner to come to your dinner party. Be specific about the occasion, time and place. Perform the conversation with your partner in front of the class.

Dialogue B (Pair Work)

The following dialogue takes place on Friday night at Susi's mother's party. Your instructor will model it for you. Then practice the conversation with your classmates.

Susi's mother: E, Tuti! Selamat datang.	Susi's mother: Hey, Tuti! Welcome!
Tuti: Tante, selamat hari ulang tahun perkawinan ya.	Tuti: Aunty, happy marriage anniversary.
S: Terima kasih. Ayo, ayo silakan masuk! Jangan malu-malu untuk mengambil makanannya.	S: Thank you. Please, please come in! Don't be shy to have (lit. to take/to get) some food.
T: Terima kasih, Tante. Minumannya ada di mana, Tante?	T: Thank you, auntie. Where is the drink?
S: Minumannya ada di meja itu. Lalu kue-kue ada di meja sebelahnya.	S: The drink is on that table. And then the cakes are on the table next to it.
T: Baiklah, terima kasih.	T: All right, thank you.

Exercise 3 (Group work)

Practice the following scenario. Student A is going to have a dinner party. He invites his two friends, student B and C. Student B and C have not known each other and they will meet for the first time at the party. Student C will bring his next door neighbor, student D, who has just moved from out of town. The scene that you are going to perform is the party. Student B will have been at the party when student C and D arrive. Be creative and take some time to develop the biographies of your characters. Use dialogue B above as a model, and recall other sentence structures that you have learned that are appropriate for the scenario.

More DLI courses on LiveLingua - Online Language School

TIP OF THE DAY

For many Indonesians rice is a staple in their diet. It is their main source of calories. Other than rice, bread (roti), corn (jagung), cassava (ketela pohon) and sago (sagu) are also common sources of carbohydrates.
There are four different Indonesian words that refer to rice at various stages of production: *padi* for rice plant, *gabah* for unhusked rice, *beras* for uncooked husked rice, and *nasi* for cooked rice.

Exercise 4 (Pair Work)

You go to a buffet restaurant, and you don't know where the drinks are being served, so you go to the waitress and ask her where the drinks and desserts are. Have a conversation between you and the waitress. Use dialogue B above as an example.

Tropical Fruits and Vegetables

There are different categories of tropical fruits and vegetables you will find in Indonesia. Indonesia has at least five different kinds of bananas that are used for different purposes; for boiling, for frying or for snacks.

One tip for you, make sure you know the taste before you purchase certain fruits or vegetables, because some of these fruits have a very unique smell, taste or texture that quite often are intimidating. The following are examples of some fruits and vegetables that you would commonly find in Indonesia.

buah-buahan

 pepaya	 pisang	 mangga
 manggis	 jeruk	 nanas
 semangka	 durian	 apel

More DLI courses on LiveLingua - Online Language School

TIP OF THE DAY

Durian, which is well known in Indonesia and all over Southeast Asia, has a very hard and spiky inedible outer rind. The inside of this fruit has five locules, and each locule contains soft but not juicy, custard like pulp that is rich, sweet and filling when ripe. Some varieties have very pungent odor that some people cannot stand while others can enjoy.

sayur-sayuran

 wortel	 kubis	 tomat
 mentimun	 lombok merah	 bayam

Exercise 5 (Group Work)

Talk among you about different foods and use the following structures as models. Add more structures as necessary. After that, pick any member of your group and report to the class what you know about him based on the conversation in the group.

Sudah pernah makan jeruk?	(Have you ever eaten an orange?)
Bagaimana rasanya, ya?	(How does it taste?)
Senang makan manggis Pak?	(Do you like to eat mangosteen?)
Rasanya asam manis.	(It tastes sour and sweet.)

Exercise 6 (Pair Work)

You are planning a picnic with your new Indonesian friends. Think about a place you want to go to and also think about the food you want to bring. Make a list of important items for your plan. Use the following expression in your conversation:
Bagaimana kalau . . . (What if . . .)

Write down your plan and report it to the class. Divide the presentation task equally among you.

More DLI courses on LiveLingua - Online Language School

Table Manners

Read the following text about table manners in Indonesia. Discuss difficult passages with your partner. After that, continue with related Exercises 7 and 8.

Tata Cara Makan di Indonesia

Kalau kita makan di meja makan, kita tidak boleh menunjukkan kaki atau meletakkan kaki di atas meja. Itu tidak sopan untuk orang Indonesia. Kadang-kadang di Indonesia orang makan sambil duduk di bawah. Dalam posisi ini kita tidak boleh menunjukkan kaki pula. Jadi orang bersila atau melipat kaki.

Biasanya orang Indonesia makan dengan sendok dan garpu. Sendok di tangan kanan dan garpu di tangan kiri. Kadang orang pakai sendok saja, terutama jika tangan kiri dibutuhkan untuk memegang piring. Makan dengan tangan juga biasa. Kadang orang juga pakai daun pisang sebagai piring.



vocabulary

tata cara = manner
menunjukkan = to show
meletakkan = to put
dibutuhkan= needed
sambil = at the same time
kadang (-kadang)= sometimes
biasa = normal
kaki = feet
tangan = hand
melipat = to fold
daun = leave

Exercise 7 (Pair Work)

Write four etiquettes in the target language about things that you should not do while having a meal in Indonesia.

More DLI courses on LiveLingua - Online Language School

TIP OF THE DAY

Indonesians invite people to come to their homes to celebrate their birthday with a party. If the birthday is celebrated at a restaurant, the one who has the birthday will pay for the entire feast. Indonesians also celebrate other occasions by inviting people for dinner or lunch. For example: housewarmings, circumcision of a boy in the family, marriages, engagements, and so on. Indonesians call this "*pesta selamatan.*"

Exercise 8 (Pair Work)

You have been in Indonesia for a week, and you are already familiar with Indonesian food. Your friend, on the other hand, just arrived in Indonesia two days ago. You invite your friends to go to a restaurant that has "*lesehan*" seats. When he/she gets there, he/she does not know how to eat on the floor. Develop a conversation between you and your friend telling how he/she should adapt to this tradition. Use structures from dialogue A and B in the beginning of this lesson and the reading on table manners above as models for your conversation. Consult your instructor if necessary. Be prepared when your instructor calls you to perform the conversation in front of the class.

Discuss Quality and Quantity of Food Items

Exercise 9 (Pair Work)

Without looking at the vocabulary list, try to guess the meaning of the underlined words. Hint: the underlined words are related to eating utensils.

1. Sam sedang minum kopi dari cangkir.
2. Tika memegang garpu dengan tangan kiri dan sendok dengan tangan kanan.
3. Farhan menaruh nasi di piring Sari.
4. Syamsul mencari gelas untuk minum.
5. Rizal menuangkan sup ke mangkuknya.

More DLI courses on LiveLingua - Online Language School

TIP OF THE DAY

Meal times for Indonesians are the same as US's meal times. A typical Indonesian meal would always have rice or other sources of carbohydrates as the main part. This is accompanied by any combinations of *sayur* (vegetables), *meat* (daging), *fish* (ikan), *eggs* (telur), *tempe* (soybean cake) or *tahu* (tofu), all in much smaller portions than in the US, with *sambal* (chilly sauce) as a condiment. Breakfast, however, is more varied. Some favorite menus are: *nasi goreng* (fried rice), *bubur ayam* (chicken porridge), *nasi ulam* (rice with chopped peanuts and fried rice noodles, topped with sweet brown sauce with tofu and potato), chicken noodles, sandwich bread with jam, bread with meat fillings, or traditional cakes.

Exercise 10 (Pair Work)

You are going to an open market to buy breakfast. Fill in the blanks by providing appropriate reactions.

Penjual: Kue-kue untuk sarapan pagi, Pak?

Pembeli: (1)_____

Penjual: Macam-macam, Pak. Ada kue putu mayang, kue serabi, kue bolu.

Pembeli: (2)_____

Penjual: Nasi gorengnya ada, Pak. Nasi uduk juga ada, ada mie goreng, bihun goreng.

Pembeli: (3)_____

Penjual: Ada lontong sayur spesial, Pak. Dijamin enak, deh.

Pembeli: (4)_____

Penjual: Bapak mau yang pedas atau yang tidak?

Pembeli: (5)_____

More DLI courses on LiveLingua - Online Language School

Order a Meal in a Restaurant

Make a Restaurant Reservation

Exercise 11 (Pair Work)

Read the following conversation with your partner and switch roles. Then answer the questions below.

Resepsionis:	Selamat siang, Rumah Makan Santika. Bisa saya bantu?
Joni:	Ya, saya ingin memesan meja untuk makan malam.
Resepsionis:	Atas nama siapa?
Joni:	Joni Sosroatmojo.
Resepsionis:	Untuk berapa orang, Pak?
Joni:	Untuk 4 orang.
Resepsionis:	Hari apa?
Joni:	Hari Sabtu malam.
Resepsionis:	Sabtu malam tanggal 29 Maret?
Joni:	Ya, betul.
Resepsionis:	Baiklah, makan malam untuk 4 orang, hari Sabtu tanggal 29 Maret sudah dipesan. Silahkan datang sekitar pukul 19-19.30.
Joni:	Terima kasih.
Resepsionis:	Terima kasih kembali.

Based on the dialogue above, answer the following questions.

1. Berapa orang yang akan makan malam di rumah makan itu?

   _____

2. Jam berapa mereka bisa datang ke rumah makan itu?

   _____

3. Hari apa mereka akan makan malam di rumah makan Santika?

   _____

Exercise 12 (Pair Work)

You want to celebrate your birthday at a restaurant. Call the restaurant and make reservations for dinner at the seafood place “Samudera” for Saturday night. There will be six of you. Use the dialogue from the previous page as your model.

More DLI courses on LiveLingua - Online Language School

TIP OF THE DAY

Indonesians like to add coconut milk as part of the main food ingredient. For example: *nasi uduk* (coconut rice), *kari ayam* (chicken curry), *beef rendang* (beef curry), *sayur lodeh* (coconut vegetable soup), *lontong sayur* (vegetable and soft rice cakes with coconut soup).
Indonesians also use various kinds of peanut sauce. For example: *sate ayam* (barbecue skewed chicken), *gado-gado* (peanut sauce with garlic and chili over a mix of boiled vegetables, tofu and egg), *ketoprak* (the same as *gado-gado*, only that the garlic and the chili are raw), *rujak penganten (*the same as *ketoprak* with the addition of pineapple).

Exercise 13 (Pair Work)

This is a conversation between Joni and the restaurant waitress.

Read the following conversation with your partner and switch roles. Then answer the questions below.

Joni:	Selamat malam, saya sudah memesan meja untuk 4 orang.
Pelayan:	Siapa nama Anda?
Joni:	Joni Sosroatmojo.
Pelayan:	Silakan ikuti saya.
Joni:	Terima kasih.
Pelayan:	Ini daftar makanannya. Menu spesial hari ini adalah ikan emas saos inggris.
Joni:	Kami siap untuk memesan.
Pelayan:	Baik, silakan.
Joni:	Kami akan memesan daging sapi lada hitam, kangkung asap, dan ikan emas saos inggris. Untuk supnya, sup asparagus.
Pelayan:	Minumnya?
Joni:	Air jeruk untuk semua orang.
Pelayan:	Baik, terima kasih.

1. Apa menu spesial hari ini?
2. Joni memesan sup apa?
3. Joni memesan minuman apa?
4. Joni memesan berapa macam makanan?

More DLI courses on LiveLingua - Online Language School

TIP OF THE DAY

Eating-places and open-air markets in Indonesia do not accept credit cards or check payments. Almost all of the places in Indonesia accept only cash. If they accept credit card payments, the purchase has to be a certain amount, and they usually charge an additional 3% of the total amount.

Exercise 14 (Group Work)

Imagine that you and three other friends are at a seafood restaurant in Indonesia. You want to order something to eat. All of you will share one appetizer, and each one of you will be ordering a main dish, a cup of soup, and a drink. Have a conversation in which you ask each other what to order. Prepare the conversation and perform it in front of the class.

Cafeteria and Fast Food

Exercise 15 (Pair Work)

Below is a conversation between Tomi and Gino. Tomi is asking his good friend, Gino, to have lunch with him tomorrow.

A. Read the conversation out loud with your partner and switch roles. Discuss various expressions used in it.

Tomi: Hei Gino. Besok makan siang bareng, yuk?
Gino: Oke. Mau makan di mana?
Tomi: Makan yang murah saja.
Gino: Mau makan di kantin?
Tomi: Aku sudah bosan dengan makanan kantin. Bagaimana kalau makan di McDonalds?
Gino: Wah, kalau itu aku yang bosan.
Tomi: Ya sudahlah. Kalau begitu kita makan soto betawi, mau enggak?
Gino: Oke deh! Aku sudah lama tidak makan soto betawi, nih.

B. Perform the following scenario with your partner. Use the conversation above as your model and add additional structures if necessary. The storyline goes as follows: you are tired of going to the same place for lunch but you don't know any other decent places to eat that have good food and prices. So, you ask your partner where he usually eats for lunch. Also, ask him if you could have lunch with him at his usual place.

More DLI courses on LiveLingua - Online Language School

TIP OF THE DAY

Every eating-place and restaurant in Indonesia has to have ice tea. Just like ice water is the most demanded beverage in America, ice tea is the most demanded drink in Indonesia. Some restaurants charge you for the ice tea, some of them don't.

Reading the Menu

Exercise 16 (Group Work)

Prepare a conversation using the following menu. One of you will be the waiter and the rest of you will order food. As customers, you will need to know the price of the food and the quantity of the food. Come up with sentences to inquire about these things. Use structures that you have learned from previous lessons. Share your sentences with the rest of the class. Be ready to give input to other groups. After that, perform the conversation with your group.
Hint:You might need to order extra because everything in Indonesia is served in very small portions, including chicken orders.



The English translation for the menu is:

Fried Chicken	Coconut Rice
H.BABE SAMAN	
Kb. Kacang.	Psr. Gandaria
Food	Drink
Fried Chicken	Hot Orange Juice
Thigh Breast	Cold Orange Juice
Heart	Sweet Ice Tea
Gizzard	Sweet Tea
Intestine	Tea Bottle
Head	(soft drink brand)
Tripe	Coca cola
Colon	Fanta
Lung	Green Sands
Shrimp	Seven Up
Tofu	Aqua
Tempeh	
*Pete**	
Salad	

*A kind of bean with a pungent odor.

More DLI courses on LiveLingua - Online Language School

TIP OF THE DAY

Most Indonesians boil water from a well or tap water for their drinks. However, some people also buy bottled water like Americans do. There are also many brands of bottled water sold in Indonesia. You can get it either from the food hawkers on the streets, *warung*, or, for larger quantities, at the supermarkets. There are also businesses that supply bottled drinking water to residential and office establishments.

Shop for Goods/Services

Shop for groceries, personal items and purchase water



Indonesians quite often do grocery shopping at small stores owned by a family they already know. They do this because they do not want to be cheated with high prices by unknown sellers.
Personal items can be found at any supermarket or "*warung*." Besides eating-places, this term is also used to denote small grocery stores that carry various items from foodstuffs to electric devices to personal items.

Dialogue C (Pair Work)

The following dialogue takes place in a *warung*. Your instructor will model the dialogue for you. Then perform the conversation with your classmates.

Mardanu is at a small grocery store.

Mardanu: Berapa harga beras sekilo, Pak?	Mardanu: How much is one kilogram of rice, Sir?
Penjual : Satu kilo beras harganya dua ribu lima ratus.	Seller: One kilogram of rice is two thousand and five hundred rupiah.
M: Saya beli dua kilo, Pak.	M: I have (lit. buy) two kilos, Sir.

More DLI courses on LiveLingua - Online Language School

Dialogue C (Pair Work) (Continued)

P: Baiklah, apa lagi?	P: All right, what else?
M: Air minumnya lima botol ya Pak.	M: (I would like to have) five bottles of drinking water, Sir.
P: Baiklah.	P: All right.
M: Apa ini manggis?	M: Are these mangoosteen?
P: Ya betul. Mau beli, Pak?	P: Yes, that is right. Do you want to buy them?
M: Saya minta setengah kilo saja. Berapa semuanya?	M: I just would like to have half a kilo. How much is everything?
P: Semuanya lima belas ribu rupiah.	P: It is fifteen thousand Rupiahs altogether.
M: Ini dua puluh ribu rupiah.	M: Here is twenty thousand rupiah.
P: Ini kembalinya, lima ribu. Terimakasih.	P: Here is the change, five thousand. Thank you.

Exercise 17 (Pair Work)

With your partner, play the roles of a *warung* owner and a customer. On the left is the customer's grocery list, and on the right are the prices of items sold in the *warung*. Create a conversation with your partner by using dialogue C above as a model. Be ready if your instructor calls you to perform the conversation in front of the class.

sikat gigi	2
pasta gigi	2
susu bubuk kaleng	1
beras	3 kilo
telur	2 kilo
garam	1
gula	1 kilo
roti tawar	1
minyak tanah	2 liter
air	2 liter

minyak tanah	Rp1500,00/liter
minyak goreng	Rp3000,00/liter
roti tawar	Rp4600,00
garam	Rp750,00
sikat rambut	Rp2750,00
deodoran	Rp3000,00
sikat gigi	Rp1500,00
telur	Rp2500,00/kg
gula	Rp750,00/kg
roti tawar "Hollandse"	Rp3250,00
tepung terigu	Rp4250,00/kg
beras	Rp6500,00/kg
aqua	Rp1200,00/botol
	Rp1050,00/liter

More DLI courses on LiveLingua - Online Language School

TIP OF THE DAY

When you go to get fuel for your vehicle from a gas station, you just need to tell the worker how many liters of fuel you need, and then pay. They will fill it up for you. At least the following types of automotive fuel are sold in most gas stations in Indonesia:
solar (diesel fuel), *bensin premium* (regular gasoline) and *bensin super* (higher octane gasoline than regular). For unleaded gasoline, sometimes a "TT" sign (*tanpa timbal* - unleaded) is added after the name (premium TT, super TT etc.)

Purchase Fuel



Exercise 18 (Pair Work)

Based on the table below, create a conversation with your partner about buying fuel. Use dialogue C as a model for your conversation.

	Harga per liter
premium	Rp1.650,00
super	Rp2.500,00
solar	Rp1.100,00

Purchase wood for construction

You can purchase wood in special stores such as "*toko kayu*" or "*toko bangunan*". In "*toko bangunan*" you can also find tiles, paints, etc. You call them up and tell them to deliver the materials you need, or you can go there and choose the things you need. These stores usually provide free delivery. Perform exercise 19 below to practice buying wood.

More DLI courses on LiveLingua - Online Language School

Exercise 19 (Pair Work)

You are planning to build a wooden gazebo with your friend. Calculate how much wood you need. remember to use metric system. Decide on the colors your gazebo. Report to class. Then, role-play a situation where one of you is the buyer and the other the seller at a "*toko bangunan*". Use dialogue C above as your model. Switch roles.

Purchase items at the bakery, butcher shop and open-air markets

When you purchase a product at any family convenience store or open-air market, you can bargain. When you purchase a product at the supermarket, or bakery where the prices are already stated, you cannot bargain.
Indonesians will bargain for anything. But they rarely bargain for food. You will study about bargaining in Lesson 7.

Exercise 20 (Class Work)

Your friend is going to the market, and she asks you if you need anything from the store, and you say yes. List the food or items that you want to buy at the store. You are certain that you are out of fruits and vegetables, so you definitely want some. Use structures from dialogue C and previous segments of this lesson to complete this exercise. Share your list with the rest of the class.

More DLI courses on LiveLingua - Online Language School

Daily Conversation / Bahasa Sehari-hari

Indonesians like to use interjections such as *dong, lah, nih, ya, deh, wah, yuk, ye* in their daily conversation. These words are not slang because some formal conversations also use them. They convey feeling, as apparent in the following example taken from dialogue A in the introduction section:

1. Ada acara spesial apa, nih?
   [*What kind of special occasion is going to take place?*]
2. (Ada acara spesial apa?)
   [*What kind of special occasion is going to take place?*]

Both questions above are asking about what the special occasion is going to be about. The first sentence, however, also shows that the person asking really wants to know what is going to take place. There is an unmistakable sense of urgency in the first sentence which is marked by the interjection "*nih*".
More examples of how different interjections are used can be found in the following list.

Usage List.
Iya dong! = Of course! (no doubt about it)
iya deh/ oke deh = alright (and submit)
yuk/ ayo = let's go
siapa ya? = who is it?
ayo-ayo = let's come/let's go
ya = ok (agree)
Makan dulu, ya? = Let us eat first, OK?
enggak/tidak = no (disagree)
Iya nih! = telling someone that you agree with what they say (usually a negative statement)
Bareng yuk! = let' s (go, do something) together

Exercise 1 (Pair Work)

Translate the following sentences.

1. Makan siang bareng, yuk!
2. Restoran ini pasti enak, deh.
3. Sudah lama tidak makan soto betawi, nih
4. Ayo-ayo silahkan masuk.
5. Iya deh, nanti saya hubungi kamu lagi, ya?

More DLI courses on LiveLingua - Online Language School

Exercise 2 (Group Work)

Choose six words from the usage list in the previous page and create sentences in Indonesian. Ask your instructor if you are using it correctly.

Imperatives Using *Ayo, Silakan, Mari,* and *Jangan*

You have previously learned the usage of the words *silakan* and *mari* for offering. Just like *mari*, *ayo* is less formal than *silakan*. However, in practice, sometimes people use them together to emphasize the offer. Observe the following example from dialogue B above.

Ayo, ayo, silakan masuk!	(Come on, come on, please, come in!)

We call the construction above an imperative, because an offer is basically asking, in a politer way, for an action to be carried out. A firmer command would not use the auxiliaries at all as apparent in the following:

Masuk!	(Come in/enter!)
Ikuti saya!	(Follow me!)

The word "*jangan*" is used for negative imperative, or telling someone not to do something or to be in a certain situation or mood. Observe the following examples.

Jangan malu-malu!	Don't be shy!
Jangan tembak!	Don't shoot!
Duduk!	Sit!
Ayo duduk!	Please sit down!
Silakan duduk!	Please sit down!
Jangan duduk!	Don't sit down!
Ambil makanan itu!	Get/ take the food!
Silakan ambil makanannya!	Please take the food.
Jangan ambil makanannya!	Don't drink!
Masuk!	Come in!
Ayo masuk!	Please come in!
Silakan masuk!	Please come in!
Jangan masuk!	Don't come in!

Just like "*silakan*", "*jangan*" can be uttered independently while referring to an action or actions known or referred contextually.

More DLI courses on LiveLingua - Online Language School

Exercise 3 (Class Work)

Create sentences using either "*jangan*" or "*silakan*" to respond to the following situations. Try to add interjections when possible to convey different feelings. Compare your answer with your classmates'.

1. Your friend comes to your house unexpectedly, and you don't want him to come in because your house is dirty.
2. After dinner, you want your guest to go sit on the guest room.
3. You want your team members to stay awake for the moment.
4. You are asking your guest to join you outside.
5. You prohibit your son from going to a party at his friend, Mira.
6. You ask your friend to not to call before 7 pm because you will be home by then.

More DLI courses on LiveLingua - Online Language School

Nouns

air	water
bahan bakar	fuel
bangunan	construction
bensin	gasoline
beras	uncooked rice
cangkir	cup
daftar	list
daging	meat
garam	salt
garpu	fork
gerobak	cart
gula	sugar
harga	price
jajanan	snacks
kantin	cafeteria
kayu	wood
lauk	dish
macam	kind
makan siang	lunch
makanan	food
makanan pembuka	appetizer
makanan pencuci mulut	dessert
mangkuk	bowl
mentega	butter
menu/daftar makanan	food list
minuman	drinks
minyak tanah	kerosene
nasi	rice
odol	toothpaste
pasar	market
pasta gigi	tooth paste
piring	plate
pisau	knife
rasa	taste
restoran/rumah makan	restaurant/eating-place
roti	bread, bun
roti tawar	white bread
sabun	soap
sarapan pagi	breakfast
saus/saos	sauce

More DLI courses on LiveLingua - Online Language School

sayur	vegetable
sendok	spoon
sikat	brush
sikat gigi	toothbrush
sup/sop	soup
solar	diesel fuel
telur	egg
tepung (terigu)	flour

Verbs

ambil	to get, to take
antar	to deliver
pesan	to order

Adjectives

asam	sour
asin	salty
enak	good (for taste)
manis	sweet
panas	hot (as in "hot tea")
pedas	hot (as in "hot chili")

Supplemental Vocabulary

Nouns

ampela	gizzard
ayam	chicken
babat	tripe
bakmi	noodle
bihun	rice noodle
dada	breast/white meat
goreng	fried
hati/ati	heart
ikan	fish
kue	cake
mie	noodle
otak	brain
paha	tigh/dark meat
paruh	lung
tahu	tofu
usus	intestine
wortel	carrot

More DLI courses on LiveLingua - Online Language School

Food You Can Find in Indonesia

Besides Indonesian food, Chinese food is the next-most-found food in Indonesia. Meanwhile, not only are Indonesian and Chinese foods served in Indonesia but also many different types of foods from other countries such as Japanese (from lunch box to sushi), American fast food, Indian, Mexican, and Italian.

The food that you will find at the food court's mall will be different from the food on the street. In big cities, inside the malls and office buildings, you will find food that is familiar to Americans. Mostly you find American franchise counters, but some are Indonesian, Chinese or Japanese.
If you go out on the street, however, you will find other food courts; only these ones are outdoors. There are many different kinds of Indonesian foods that are sold here. This is where the taxi drivers, bus drivers, construction workers, and mall employees go for their lunch. These places serve better tasting food most of the time, but only the cleanliness is not guaranteed. Indonesians call these places "*warung*".
You will find cafeterias in every school or campus, or sometimes, in office buildings. Cafeterias in Indonesia serve mostly rice, soups, vegetables, and other Indonesian foods. Usually people order rice, two items of vegetables or meats, and drinks.

Where You Can Find Food in Indonesia



Food is the easiest item to find in Indonesia. If you are left alone in Indonesia, unless you are in the middle of the rainforest, do not worry about having no food.

More DLI courses on LiveLingua - Online Language School

The food sellers are everywhere. They offer their food door-to-door, car-to-car, person-to-person, or sitting decently on the side of the streets inside the tents. Indonesia has so many subcultures, languages and types of food. A food stall, a kind of tent that is set up on the side of the street and only opens at night, sometimes offers only one dish specialty. The picture is one of the examples of "Asjo Hady" an eating-place which serves only beef soup.

Wherever you go for dinner, unless you are at a hotel's restaurant, you usually seat yourself. Most of the eating-places in Indonesia rarely have a host or hostess to seat you. From time to time, the space is too small, so they only have a bar shaped table to prepare food and a bench around the table for customers to enjoy their meals.

At the eating places or food stalls, if the waiter or the waitress has not come to your table soon to get your order, you can wave at them, indicating you are ready to order. When taking an order, they are not asking for drinks first, but instead, they would ask what you want to eat first and then ask about the drinks after that.

In every eating-place in Indonesia, before you order anything, utensils and additional seasonings are set up on the top of the dining table. Spoon and forks rolled together in tissue papers, bottles of spicy sauces and tooth picks are common things to be found on the table.

Eating places you can find only in Indonesia

All of the eating-places in Indonesia provide washbasins to wash your hands. It is usually outside the bathroom (As shown in the picture below). If the location does not allow the place to have a washbasin, they would provide a metal bowl with water and a piece of lime to wash your hands.





You will encounter street musicians who bring their guitars or other instruments with them and sing a song while you are eating at the food stalls. Their expectation is to get some money from the customers.

More DLI courses on LiveLingua - Online Language School

Some eating places have additional side dishes already served on the dining table. Usually they are priced separately from the food that you ordered. When it is time to pay, some places would have their waiters count the additional dishes that have been consumed, while other places would rely on the customer's information.

More DLI courses on LiveLingua - Online Language School

Activity 1 (Pair Work)

Perform the following scenario with your partner. Switch roles. Do not translate the scenario word per word, but use expressions that you have learned previously to convey the meanings demanded by the scenario. Remember that since the characters are new to each other, a formal way of addressing others should be observed.

Scenario:

Lieutenant Hassan comes to Mr. Sidabutar's office. Mr. Sidabutar is a new PNS (Pegawai Negeri Sipil - Civilian Government Employee) working at the administrative office of the Rumah Sakit Kopassus (Special Forces Hospital). Mr. Sidabutar and his wife are new to the area, so Lieutenant Hassan wants to invite them to a dinner party at his place.

Lieutenant Hassan enters Mr. Sidabutar's office and they exchange greetings.

Lt. Hassan asks how Mr. Sidabutar's wife is doing, to which Mr. Sidabutar's reply indicates that she is fine.

Lt. Hassan wants to know whether Mr. Sidabutar likes his new place, and where it is at. Mr. Sidabutar explains that the house is not bad, and it is not far from the hospital.

Lt. Hassan invites Mr. Sidabutar and his wife to his place for a dinner party on Saturday of the following week. Mr. Sidabutar thanks Lt. Hassan for the invitation, and asks what time he and his wife should be there.

Lt. Hassan says that the dinner is around 7 pm. Mr. Sidabutar asks who else is invited. Lt. Hassan replies that the family of Dr. Hari is coming too. Dr. Hari will come with his wife and his two girls.

Mr. Sidabutar thanks Lt. Hassan again and promises to come around 7 pm.

Activity 2 (Pair Work)

You are at a restaurant and want to order food. But before you order, you want to know if the particular food is spicy. Take turns in playing the role of customer and waiter.

More DLI courses on LiveLingua - Online Language School

Activity 3 (Pair Work)



This is one of the gas station signs in Indonesia. (Solar is the fuel for diesel, premium has the lowest octane, and super TT has the highest octane) Take the roles of a customer and a gas station employee, and converse based on the situations below. Switch roles. After you are done with all of the situations, your instructor will pick one for you and your partner to perform in front of the class.

1. You wanted to buy 15 liters of gasoline. When you found out that *Super TT* is too expensive, you decided to buy premix instead.
2. You needed fuel for your diesel truck. It is also time for you to change your truck's oil.
3. It was two o'clock in the morning and you just realized that you needed fuel for your motorcycle. You were relieved when you found that the gas station was open. As the gas station employee filled up your tank, you asked about their business hours.

Activity 4 (Pair Work)

The water quality at the place where you live is bad; it has a brownish color and it smells. You want to buy purified water from the local company. Call them on the phone and ask to send you 10 gallons of purified water. Ask him/her how much it costs and ask him/her whether they could send the water to your address. Have a conversation based on that situation. Switch roles.

Activity 5 (Pair Work)

Your birthday is coming soon and you want to invite your friend to dinner. You go to his/her apartment but cannot find him/her. Write him/her a message inviting him/her to dinner to celebrate your birthday. Reply to each other's invitation.

More DLI courses on LiveLingua - Online Language School

Activity 6 (Group Work)

You are planning a party. Discuss it with your group. Decide what the theme is and what you are celebrating. Write down the guests you want to invite, a list of things to buy or to prepare, and a list of places to call.

Activity 7 (Pair Work)



You are at "Regina" mini market and bakery store and you are looking at so many delicious-looking foods you would like to try. But before you buy some items, you ask the salesperson what they taste like and what the ingredients are. Create a conversation between you and the salesperson.

Activity 8 (Pair Work)



Your Indonesian friend invites you to have lunch at Padang restaurant. Once you arrive at the restaurant, you are surprised, because the waiter brings over twenty plates of different dishes with his two hands and he puts them on your table. You ask your friend, and he explains that it is the Padang restaurant tradition. He also tells you that you are not charged for all of them, that they charge only the dish you eat. Have a conversation between the two of you.

More DLI courses on LiveLingua - Online Language School

Activity 9 (Pair Work)

One student is working in a restaurant and the other is a customer who wants to make a reservation for a certain number of people for lunch. Ask and answer questions concerning the number of people who will come to the luncheon, the number of tables to be reserved, the types of food that the restaurant offers, prices and other relevant information.

Activity 10 (Pair Work)



While you are having dinner at the eating-place across the street, the street musician (*pengamen*) is singing a "Beatles" song to you. You want to give him money, but you do not have any change. You talk to the eating-place owner to give the man some Rupiah, and you tell him you will pay it back after you have your dinner. Have a conversation between you and the eating-place owner.

More DLI courses on LiveLingua - Online Language School

Activity 11 (Pair Work)



Play the roles of a buyer and a cashier in an Indonesian supermarket. Looking at the sign above, the buyer decides to buy one durian which weighs approximately three kilograms. At the cashier they charge him Rp. 80.000,00. Create a conversation between the buyer and the cashier. Switch roles. Be ready when your instructor calls you to perform your conversation in front of the class.

More DLI courses on LiveLingua - Online Language School

Activity 1 (Class Work)

Free conversation: Respond to questions and statements from your instructor. Your instructor may use the following sentences.

1. Jam berapa saya harus tiba di sana?
2. Pestanya mulai sekitar jam delapan malam.
3. Kapan ulang tahun perkawinan orang tuanya?
4. Apa saudara kenal orang tua dia?
5. Apa rumah orang tuanya jauh dari sini?
6. Omong-omong, apa orang tuanya sudah pensiun?
7. Apa saya bisa datang jam enam?
8. Mana yang lebih enak, makan di restoran atau makan di rumah?
9. Saya ingin memesan.
10. Kami mau teh.
11. Apa saudara menguasai komputer?
12. Omong-omong, apa spesialisasi Kopka Joko?
13. Berapa harga satu liter bensin sekarang?
14. Berapa harga kayu sekarang?
15. Mana yang lebih mahal, kayu atau bambu?

Activity 2 (Group Work)

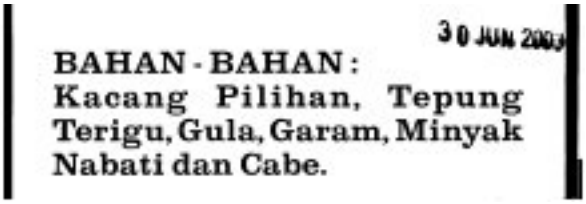

Above are the ingredients for an Indonesian snack. Read the ingredients above and explain how the food tastes as well as what it looks like.

More DLI courses on LiveLingua - Online Language School

Activity 3 (Pair Work)



You stop at the gas station and you see the above sign at the entrance. Create a conversation between you and the gas station employee regarding this sign. Perform it in front of the class.

Activity 4 (Group Work)

Listen as the instructor reads a conversation between Minah and Rini. Then rearrange the jumbled conversation and answer the following questions.

Rini: Pestanya malam kok, Min. Datang saja kalau sempat, ya.
Minah: Sampai ketemu lagi, da da.
Rini: Sama-sama. Oke, saya belanja lagi ya. Sampai ketemu lagi.
Minah: Akan saya usahakan. Terima kasih atas undangannya ya.
Minah: Banyak sekali belanjaan kamu
Rini: Saya dan Kris baru pindah rumah bulan lalu. Jadi kita ingin adakan selamatan rumah baru. Kamu ada acara enggak nih Sabtu ini?
Minah: Saya harus ke rumah nenek Sabtu pagi.
Minah: Hai Rini, sedang belanja apa?
Rini: Ya saya harus masak untuk pesta selamatan Sabtu ini.
Rini: Hai Minah, saya sedang belanja bahan-bahan makanan.
Minah: Selamatan apa nih?

1. Where does this conversation take place?
2. Write a paragraph or two about the main topic of this conversation.

More DLI courses on LiveLingua - Online Language School

Activity 5 (Pair Work)

Listen as the instructor reads a description of a situation in a school canteen. Read the following list and write down the name of the person who ordered each food and drink. Do not forget that each person should order one meal and one drink. Work with your partner to duplicate a similar situation at a restaurant using different ingredients.

1. Sop Buntut
2. Nasi Campur
3. Soto Betawi
4. Jus Jeruk
5. Es Campur
6. Es. Teler
7. Bakso Sapi
8. Jus Melon

Activity 6 (Group Work)



This sign is displayed in a mall. Explain in your own words what you see there and what type of eatery it relates to.

More DLI courses on LiveLingua - Online Language School

Activity 7 (Pair Work)

Read the following menu from "*Sudi Mampir*," an eating-place in Indonesia. One of you will be the waiter and one of you will be the customer. Create a conversation between the two of you. Perform it in front of the class.

SUDI MAMPIR

Makanan:	
Sop kaki kambing	Rp. 30.000,00
Sate kambing (10 tusuk)	Rp. 25.000,00
Sop daging kambing	Rp. 35.000,00
Nasi	Rp. 2.000,00
Acar	Rp. 2.000,00
Kerupuk	Rp. 1.500,00
Emping	Rp. 1.500,00
Minuman:	
Es Teh	Rp. 1.000,00
Soda (Coca cola, fanta, dll)	Rp. 1.500,00
Es Jeruk	Rp. 2.500,00
Es Teler	Rp. 3.500,00
Es Campur	Rp. 3.500,00

More DLI courses on LiveLingua - Online Language School

Activity 8 (Group Work)

You are going on a picnic with your classmates. Everyone will bring a main dish, two side dishes, and any other related items (like forks, napkins, and plates). Discuss in your group what each student will bring and what each dish consists of. Afterwards, each student writes down what he/she brings. Then, each group will share their plans with the rest of the class.

Activity 9 (Pair Work)

You crave your favorite dish that your mother used to make for you, and you decide to ask the maid to make the dish based on what she could find in Indonesia. Write down a list of what to shop for. For the recipe, give a verbal explanation on how to cook it.

Activity 10 (Pair Work)

You are friends. One student goes to the cafeteria often and the other does not. Ask and answer questions about the food the cafeteria has and why you want to go there frequently.

More DLI courses on LiveLingua - Online Language School

Activity 1

 **(Track 14)** Listen to a conversation on the Audio CD, and then fill the blanks.

1. Bill memesan ____ buah pizza ukuran _____

2. Bill memesan _____ coca-cola.

3. Harga semuanya _____

Activity 2

Write a paragraph or two comparing American and Indonesian breakfast, lunch and dinner. Discuss several outstanding differences and similarities between them.

_____

_____

_____

_____

_____

_____

_____

_____

Activity 3

Read the instructions below and write Indonesian sentences on the blanks accordingly. Compare your results with your classmates' the next day.

A. Ask when the cafeteria opens.

_____

B. Say the cafeteria opens today at 12:00.

_____

A. Ask when the cafeteria closes.

_____

More DLI courses on LiveLingua - Online Language School

Activity 3 (Continued)

B. Say the cafeteria closes at 20.00.

_____

A. Ask what time it is now.

_____

B. Say it is now 5:30.

_____

A. Ask whether B is hungry or not.

_____

B. Say that you are hungry and thirsty.

_____

A. Say: Well, let's go to the cafeteria.

_____

B. Say: I can only go for 30 minutes.

_____

Activity 4

Below are conversations that take place at various places. With the conversations given, indicate where these conversations take place and what the topics are.

Syamsul :Sedang belanja apa, Tina? Tina :Saya belanja sayur-sayuran dan buah-buahan. Kamu sendiri sedang apa di pasar? Syamsul :Saya sedang mencari daging ayam dan ikan.	
Suprapto :Selamat siang, ingin memesan apa? Ferliana :Saya ingin memesan sop buntut. Suprapto :Minumannya? Ferliana :Es kelapa muda.	
Ucok : Super bangunan, selamat siang. Farhan : Saya butuh kayu sepanjang 4 meter sebanyak 3 buah. Ucok : Harganya Rp. 100.000,00 Farhan : Bisa dikirim ke rumah? Ucok : Bisa.	

More DLI courses on LiveLingua - Online Language School

Activity 5

With the example from Activity 4, write down short conversations related to:

1. Grocery store
2. Gas station for purchasing fuel
3. Supermarket for purchasing several gallons of water
4. Butcher for purchasing meat

Activity 6

You are at a high-class restaurant that you had been dreaming to go to. Write down a conversation with the waitress. You ask her whether you have reservations, and you ask for the special food menu. The next school day read your conversation to the class if the instructor calls on you.

More DLI courses on LiveLingua - Online Language School

Activity 7

Prepare to speak in front of the class about your favorite food and give a thorough description of it, writing on the board whenever necessary. Also mention the first time you enjoyed that particular food.

More DLI courses on LiveLingua - Online Language School